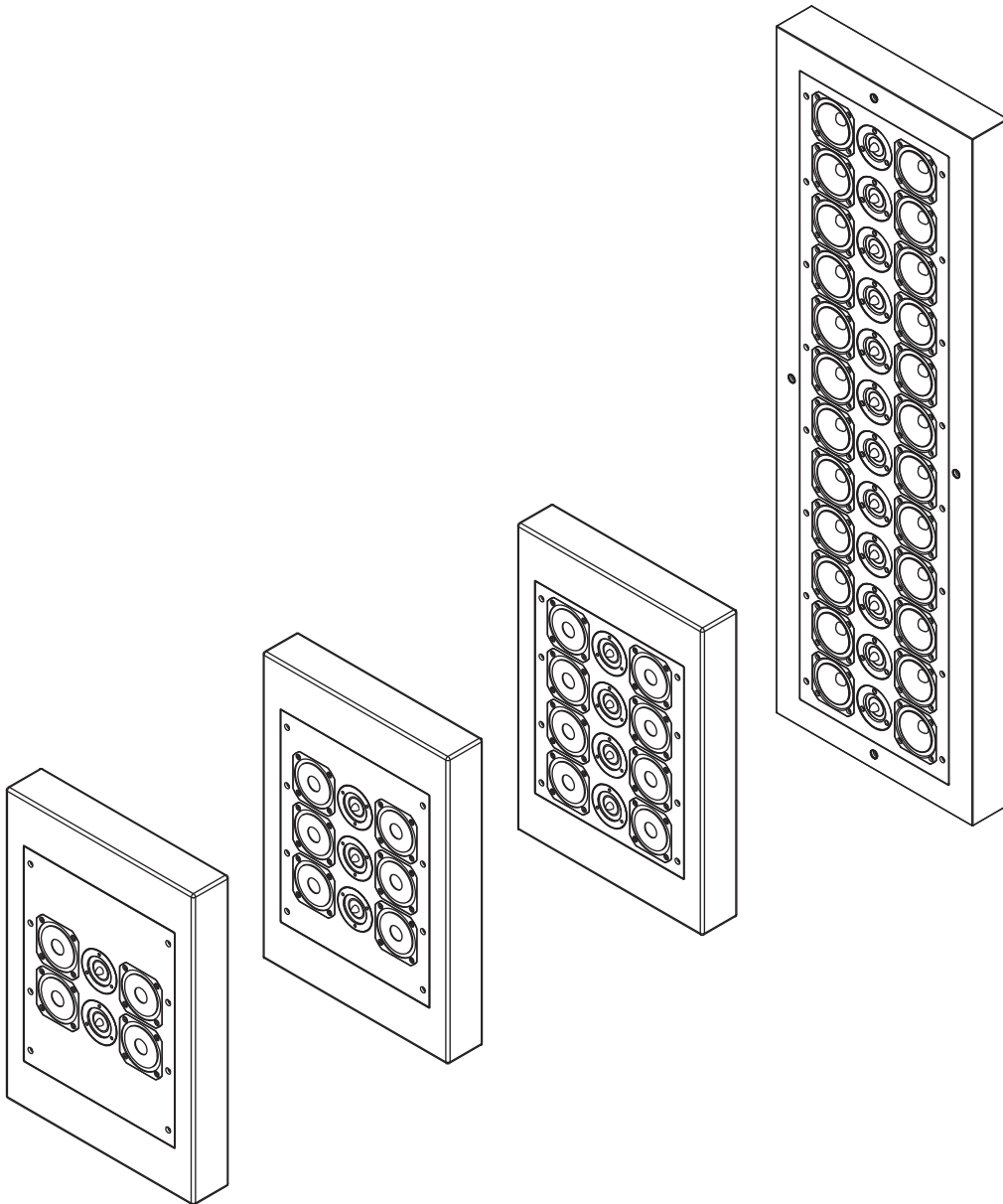


Artcoustic^{AC}

SL 4-2, 6-3, 8-4, 12-6, 16-8 and 24-12 OWNERS MANUAL



Welcome to the world of Artcoustic!

Congratulations with your purchase of the Artcoustic SL Series. The SL Series is Artcoustic's most versatile range of products. Its slim line profile, combined with a powerful and articulated performance, makes it the ideal choice for high-end cinema, hi-fi and multi room audio installations. For an even more impressive performance, partner it with one of the Artcoustic subwoofers - an ideal setup for small and medium size cinema rooms.

The SL Series has been engineered to produce exceptional sound pressure level, normally only associated with typical professional audio products, and has been designed to ensure the utmost aesthetic residential pleasing options, all combined with literally thousands of cabinet and front screens colours.

The SL Series is a true all-rounder, whether you are looking for high end sound from two speakers in a stereo music setup, or multiple speakers for cinemas and multi room audio, the SL Series will full fill all your audio needs.

Thank you for purchasing the Artcoustic SL Series.

All the best,
The Artcoustic Team

SL SERIES FEATURES

At Artcoustic, our product development team are always looking for innovative and ground-breaking ways to improve our products. We continually invest a huge amount Of time and effort to make sure that Artcoustic deliver products at the top of their Class, with regards to technological excellence and refined Scandinavian design.

Introducing the latest edition of the SL series – the SL Time Aligned Aleksei Array (TAAA). The TAAA is a precise and well-thought out solution for dealing with high-frequency Array phase overlap. By carefully placing high frequency transducers within a Mathematical and geometric calculated formula, the acoustically impossible is now possible.

The design has been optimised in a way that allows the product to achieve a near perfect response curve, without compromising on any of the existing high-end features including extreme sound pressure levels, sensitivity, extended frequency response, controlled directivity, exceptional speed and transient response. All arranged within a well-designed, slim line cabinet.

TAAA advantages:

- Extended flat frequency response up to 20kHz
- Large detailed and transparent sweet spot, with an almost magical ability of making the actual speakers acoustically disappear.
- A sophisticated and minimal cabinet design, with endless options to customise your speaker. Choose from an unlimited range of colours, matching screen covers or select your own artwork.

- High sensitivity and exceptional sound pressure level
- Low distortion
- Bench mark transient response
- Guided directivity, with near perfect response curve +/- 3dB over long distances
- Plug and play easy to install approach, eliminating installation mistakes and misunderstandings.

All in all, the TAAA delivers incredible detail and airy sound which typical high end HIFI speakers only offer at short distances. The Artcoustic TAAA delivers above and beyond providing a throw distance of well beyond 40 meters making this product a natural evolution within the Artcoustic portfolio of industry leading products.

Components Overview:

High Frequency driver:

Dual Ring Radiator diaphragm with highly linear suspension and low loss surrounds for high clarity and clean transient response. Copper caps for better HF extension and lower distortion and wave-guide centre plug, copper-clad aluwire

Woofers:

Extra long excursion and aluminium Short Circuiting Ring, 4-layer voice coil, anodised aluminium for improved heat dissipation, combined with Distortion Reduced Motor

Crossover:

6 dB/octave low pass and 12 dB/octave high pass filter

SPECIFICATIONS 40-30 SL

40-30 4-2 SL

Transducer:

LF-MF 4 x 3 inch cone, Symmetric Phase Aligned
 HF 2 x 1 inch Dual Ring Radiator, Symmetric Phase Aligned

Crossover:

Low Pass Filter 6 dB/octave 1000 Hz High Pass
 12 dB/octave 4000Hz

Connection:

Single Amped Gold Plated Push Terminals

Performance:

Operating Range 60 Hz (-3dB) to 40 kHz
 Nominal Beamwidth Horizontal 90° Vertical 80°
 Input Impedance Nominal Minimum 7 ohms
 Sensitivity 1 Watt @ 7 ohm 93 dB Full Space, 96 dB Half Space
 Long Term SPL 60 Watt 111 dB Full Space, 114 dB Half Space
 Short Term (Damage) SPL 100 watt 114 dB Full Space, 117 dB Half Space
 Recommended High Pass Filter =>100 Hz, 24 dB/octave
 Weight 4.5 kg
 Dimensions H: 400 W: 300 D: 67 mm

Finish:

Cabinet: Black, White, RAL, NCS, Tikkurila
 Screen: Black, White, RAL, NCS, Tikkurila, Artcoustic Art Gallery

40-30 6-3 SL

Transducer:

LF-MF 6 x 3 inch cone, Symmetric Phase Aligned
 HF 3 x 1 inch Dual Ring Radiator, Symmetric Phase Aligned

Crossover:

Low Pass Filter 6 dB/octave 1000 Hz High Pass
 12 dB/octave 4000Hz

Connection:

Single Amped Gold Plated Push Terminals

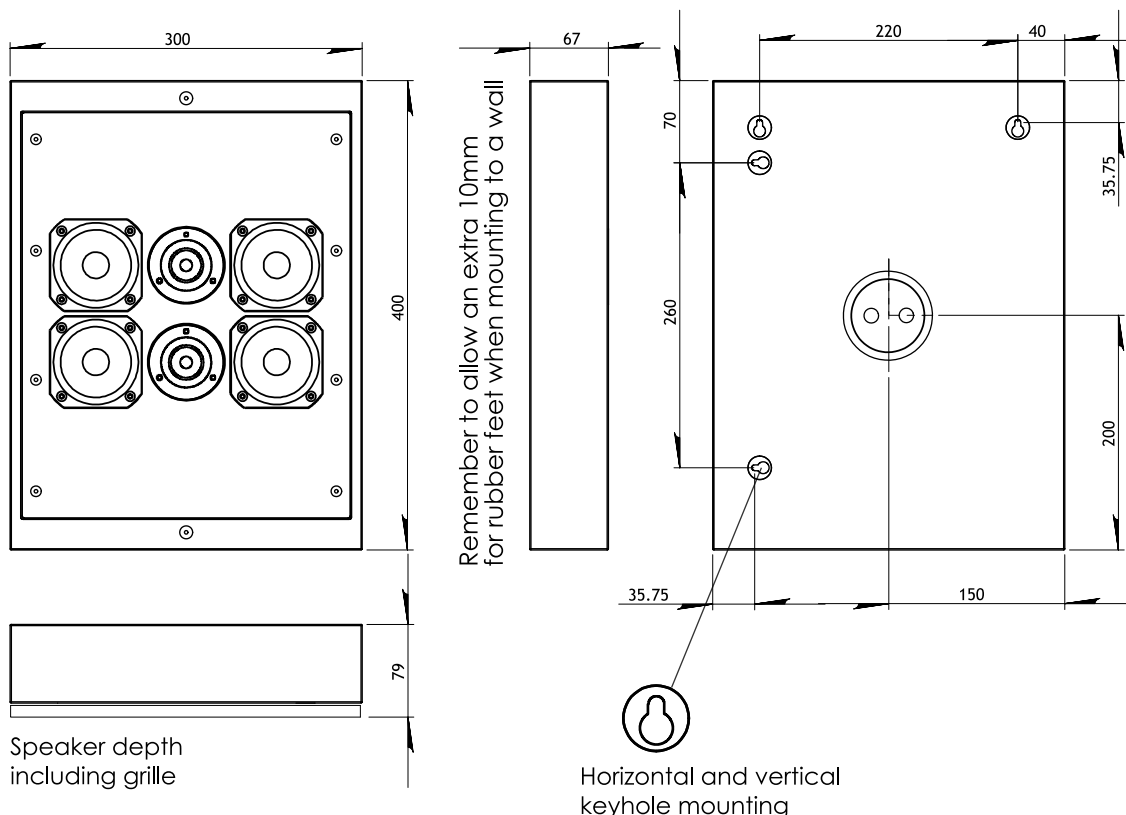
Performance:

Operating Range 65 Hz (-3dB) to 40 kHz
 Nominal Beamwidth Horizontal 90° Vertical 75°
 Input Impedance Nominal Minimum 5 ohms
 Sensitivity 1 Watt @ 5 ohm 95 dB Full Space, 98 dB Half Space
 Long Term SPL 90 Watt 115 dB Full Space, 118 dB Half Space
 Short Term (Damage) SPL 150 watt 117 dB Full Space, 120 dB Half Space
 Recommended High Pass Filter =>100 Hz, 24 dB/octave
 Weight 5 kg
 Dimensions H: 400 W: 300 D: 67 mm

Finish:

Cabinet: Black, White, RAL, NCS, Tikkurila
 Screen: Black, White, RAL, NCS, Tikkurila, Artcoustic Art Gallery

Specification 40-30 SL



SPECIFICATIONS SL

SL 4-2

Transducer:

LF-MF 4 x 3 inch cone, Symmetric Phase Aligned
HF 2 x 1 inch Dual Ring Radiator, Symmetric Phase Aligned

Crossover:

Low Pass Filter 6 dB/octave 1000 Hz High Pass
12 dB/octave 4000Hz

Connection:

Single Amped Gold Plated Push Terminals

Performance:

Operating Range 60 Hz (-3dB) to 40 kHz
Nominal Beamwidth Horizontal 90° Vertical 80°
Input Impedance Nominal Minimum 7 ohms
Sensitivity 1 Watt @ 7 ohm 93 dB Full Space, 96 dB Half Space
Long Term SPL 60 Watt 111 dB Full Space, 114 dB Half Space
Short Term (Damage) SPL 100 watt 114 dB Full Space, 117 dB Half Space
Recommended High Pass Filter =>100 Hz, 24 dB/octave
Weight 5.5 kg
Dimensions H: 500 W: 370 D: 67 mm

Finish:

Cabinet: Black, White, RAL, NCS, Tikkurila
Screen: Black, White, RAL, NCS, Tikkurila, Artcoustic Art Gallery

SL 8-4

Transducer:

LF-MF 8 x 3 inch cone, Symmetric Phase Aligned
HF 4 x 1 inch Dual Ring Radiator, Symmetric Phase Aligned

Crossover:

Low Pass Filter 6 dB/octave 1000 Hz High Pass
12 dB/octave 4000Hz

Connection:

Single Amped Gold Plated Push Terminals

Performance:

Operating Range 70 Hz (-3dB) to 40 kHz
Nominal Beamwidth Horizontal 90° Vertical 70°
Input Impedance Nominal Minimum 3.3 ohms
Sensitivity 1 Watt @ 3.3 ohm 96 dB Full Space, 99 dB Half Space
Long Term SPL 120 Watt 117 dB Full Space, 120 dB Half Space
Short Term (Damage) SPL 200 watt 119 dB Full Space, 122 dB Half Space
Recommended High Pass Filter =>100 Hz, 24 dB/octave
Weight 7 kg
Dimensions H: 500 W: 370 D: 67 mm

Finish:

Cabinet: Black, White, RAL, NCS, Tikkurila
Screen: Black, White, RAL, NCS, Tikkurila, Artcoustic Art Gallery

SL 6-3

Transducer:

LF-MF 6 x 3 inch cone, Symmetric Phase Aligned
HF 3 x 1 inch Dual Ring Radiator, Symmetric Phase Aligned

Crossover:

Low Pass Filter 6 dB/octave 1000 Hz High Pass
12 dB/octave 4000Hz

Connection:

Single Amped Gold Plated Push Terminals

Performance:

Operating Range 65 Hz (-3dB) to 40 kHz
Nominal Beamwidth Horizontal 90° Vertical 75°
Input Impedance Nominal Minimum 5 ohms
Sensitivity 1 Watt @ 5 ohm 95 dB Full Space, 98 dB Half Space
Long Term SPL 90 Watt 115 dB Full Space, 118 dB Half Space
Short Term (Damage) SPL 150 watt 117 dB Full Space, 120 dB Half Space

Recommended High Pass Filter =>100 Hz, 24 dB/octave

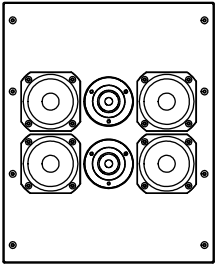
Weight 6 kg

Dimensions H: 500 W: 370 D: 67 mm

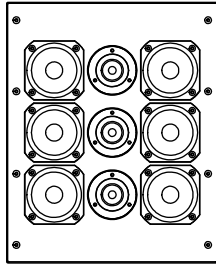
Finish:

Cabinet: Black, White, RAL, NCS, Tikkurila
Screen: Black, White, RAL, NCS, Tikkurila, Artcoustic Art Gallery

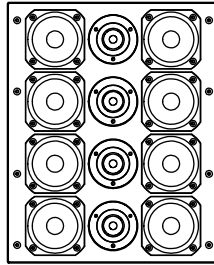
SL Precision Monitor, 4-2, 6-3 and 8-4 module options



SL 4-2
Module



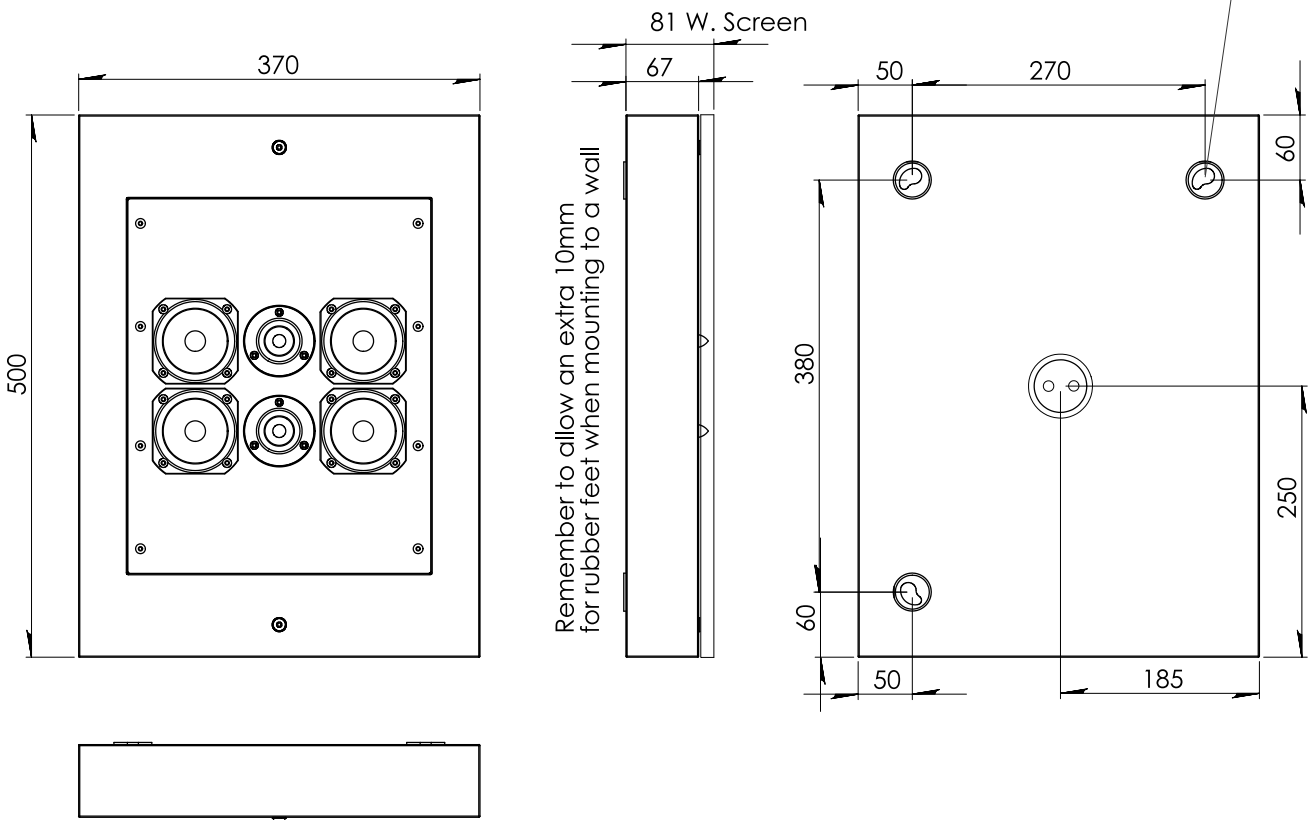
SL 6-3
Module



SL 8-4
Module

SL Precision Monitor 4-2, 6-3 and 8-4

Adjustable metal bracket



SPECIFICATIONS SL

SL 12-6

Transducer:

LF-MF 12 x 3 inch cone, Symmetric Phase Aligned
HF 6 x 1 inch Dual Ring Radiator, Symmetric Phase Aligned

Crossover:

Low Pass Filter 6 dB/octave 1000 Hz High Pass
12 dB/octave 4000Hz

Connection:

Single Amped Gold Plated Push Terminals

Performance:

Operating Range 65 Hz (-3dB) to 40 kHz
Nominal Beamwidth Horizontal 90° Vertical 60°
Input Impedance Nominal Minimum 7 ohms
Sensitivity 1 Watt @ 7 ohm 98 dB Full Space, 101 dB Half Space
Long Term SPL 180 Watt 119 dB Full Space, 122 dB Half Space
Short Term (Damage) SPL 300 watt 121 dB Full Space, 124 dB Half Space
Recommended High Pass Filter =>100 Hz, 24 dB/octave
Weight 16 kg
Dimensions H: 1120 W: 370 D: 67 mm

Finish:

Cabinet: Black, White, RAL, NCS, Tikkurila
Screen: Black, White, RAL, NCS, Tikkurila, Artcoustic Art Gallery

SL 24-12

Transducer:

LF-MF 24 x 3 inch cone, Symmetric Phase Aligned
HF 12 x 1 inch Dual Ring Radiator, Symmetric Phase Aligned

Crossover:

Low Pass Filter 6 dB/octave 1000 Hz High Pass
12 dB/octave 4000Hz

Connection:

Single Amped Gold Plated Push Terminals

Performance:

Operating Range 75 Hz (-3dB) to 40 kHz
Nominal Beamwidth Horizontal 90° Vertical 40°
Input Impedance Nominal Minimum 5 ohms
Sensitivity 1 Watt @ 5 ohm 101 dB Full Space, 104 dB Half Space
Long Term SPL 360 Watt 127 dB Full Space, 130 dB Half Space
Short Term (Damage) SPL 600 watt 129 dB Full Space, 132 dB Half Space
Recommended High Pass Filter =>100 Hz, 24 dB/octave
Weight 22 kg
Dimensions H: 1120 W: 370 D: 67 mm

Finish:

Cabinet: Black, White, RAL, NCS, Tikkurila
Screen: Black, White, RAL, NCS, Tikkurila, Artcoustic Art Gallery

SL 16-8

Transducer:

LF-MF 16 x 3 inch cone, Symmetric Phase Aligned
HF 8 x 1 inch Dual Ring Radiator, Symmetric Phase Aligned

Crossover:

Low Pass Filter 6 dB/octave 1000 Hz High Pass
12 dB/octave 4000Hz

Connection:

Single Amped Gold Plated Push Terminals

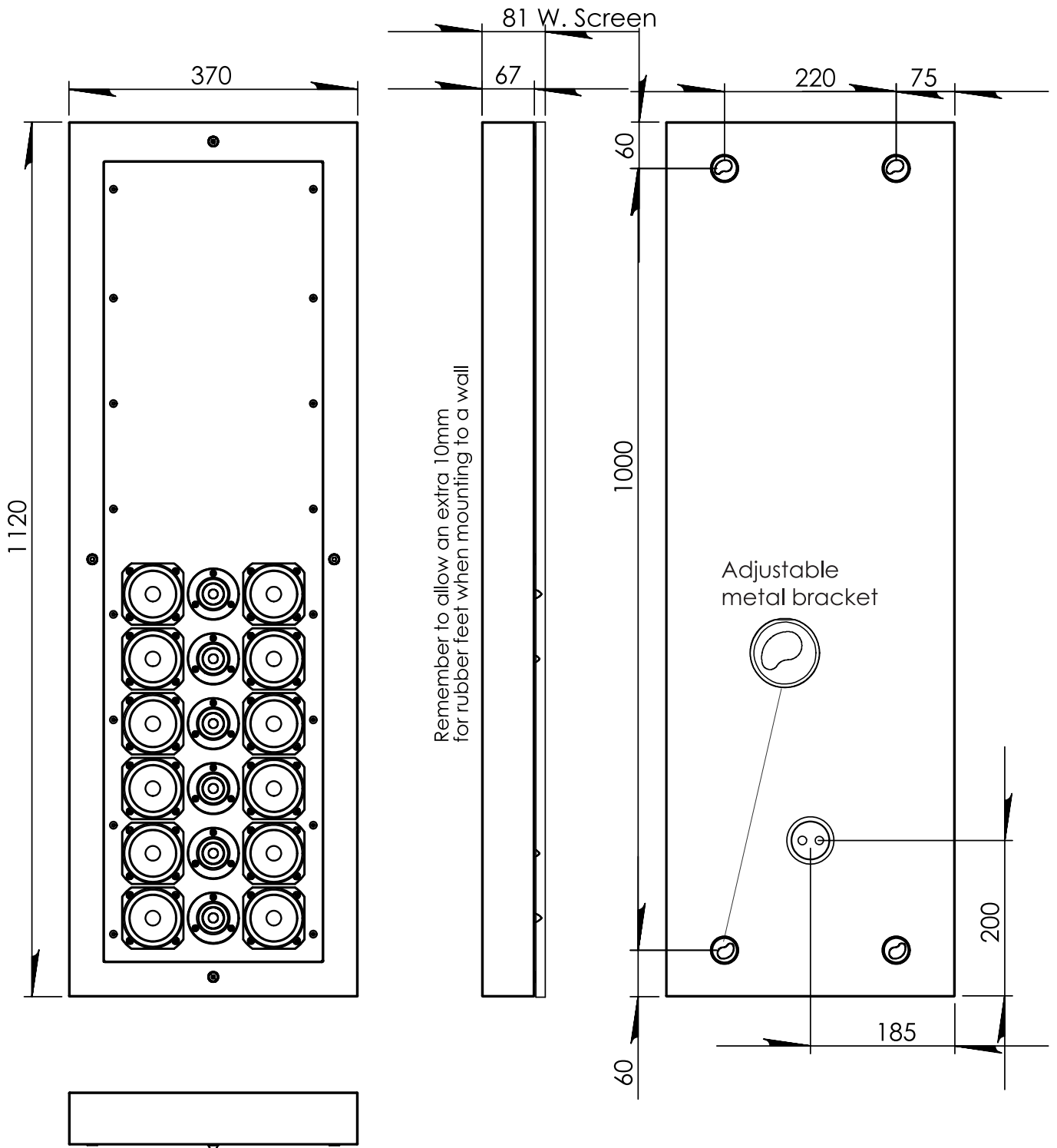
Performance:

Operating Range 75 Hz (-3dB) to 40 kHz
Nominal Beamwidth Horizontal 90° Vertical 55°
Input Impedance Nominal Minimum 6.6 ohms
Sensitivity 1 Watt @ 6.6 ohm 99 dB Full Space, 102 dB Half Space
Long Term SPL 250 Watt 123 dB Full Space, 126 dB Half Space
Short Term (Damage) SPL 400 watt 125 dB Full Space, 128 dB Half Space
Recommended High Pass Filter =>100 Hz, 24 dB/octave
Weight 18 kg
Dimensions H: 1120 W: 370 D: 67 mm

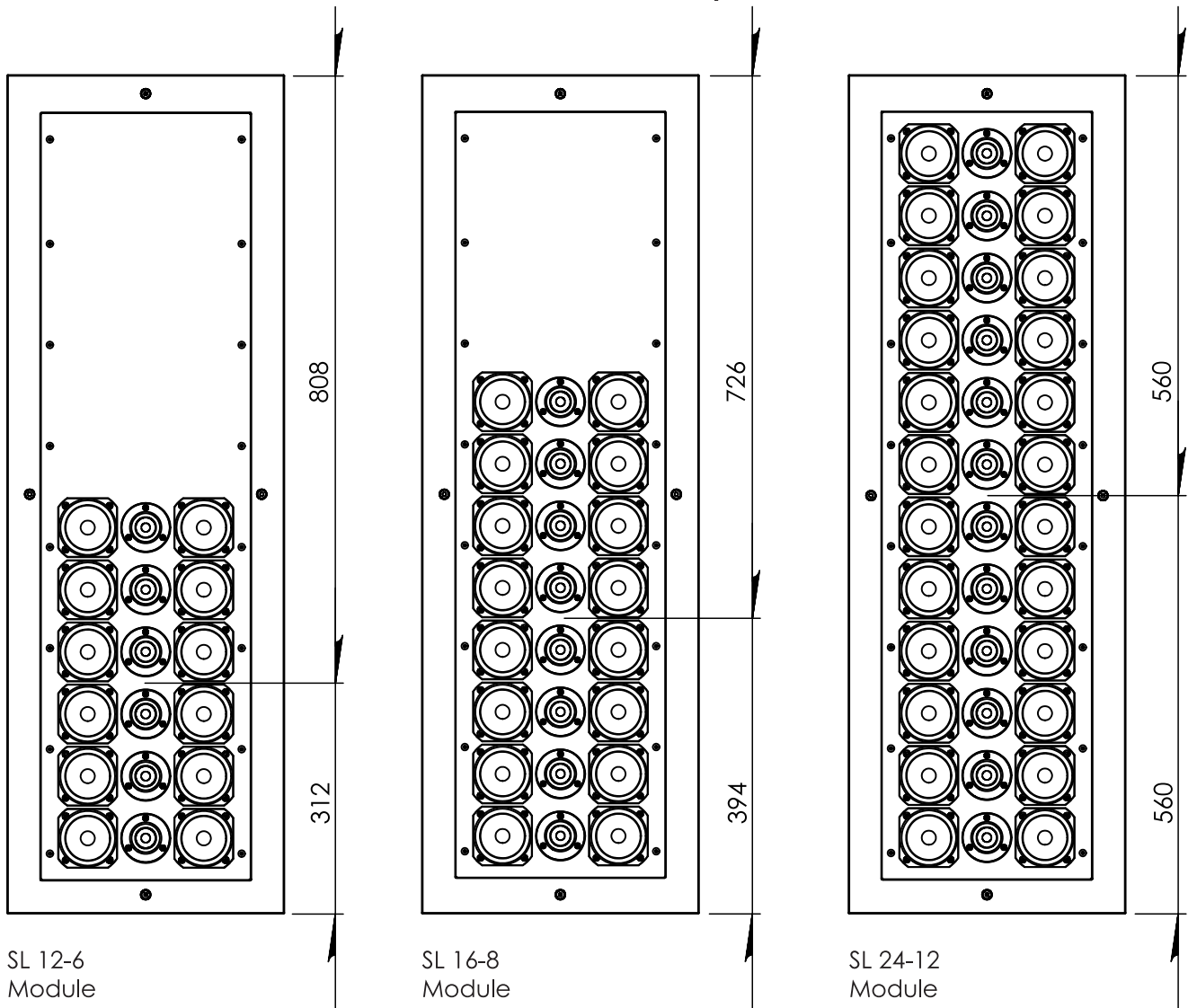
Finish:

Cabinet: Black, White, RAL, NCS, Tikkurila
Screen: Black, White, RAL, NCS, Tikkurila, Artcoustic Art Gallery

SL Precision Monitor 12-6, 16-8 and 24-12

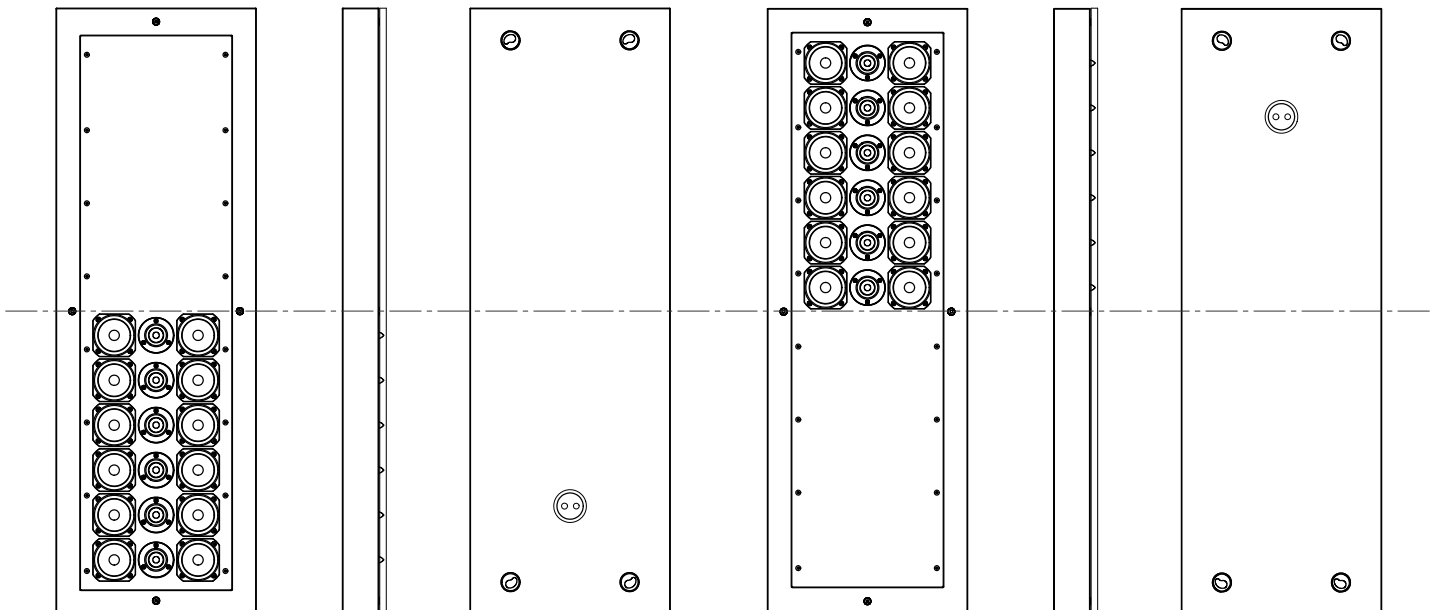


SL Precision Monitor, 12-6, 16-8 and 24-12 module options



Low horizontal Dispersion

High horizontal Dispersion



TIME ALIGNED ARRAY DISTANCE



SL 12-6 optimised array distance 3-6m.



SL 16-8 optimised array distance 4-7m.



SL 24-12 optimised array distance 6-9m.

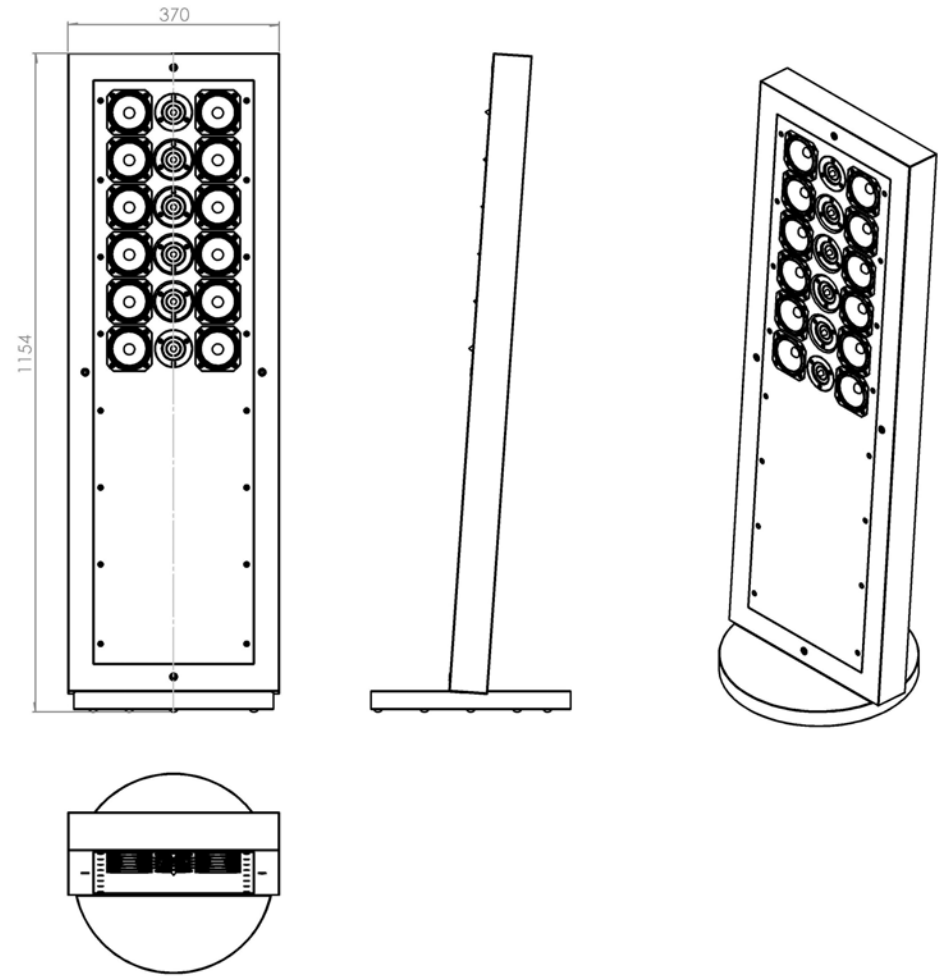
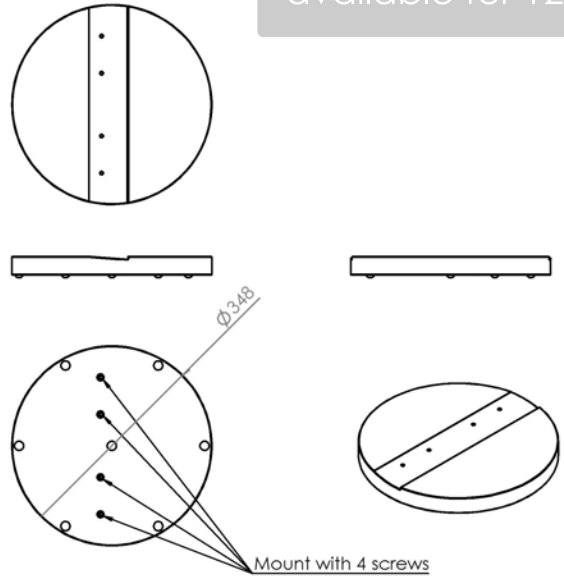
12-6 SL FLOORSTANDING BASEPLATE

The Artcoustic SL12-6 floor-standing option is a contemporary and elegant high-end audio solution, for rooms where walls are not available or simply for practicality. Whether this is a 2-channel Hi-Fi setup or high performance cinema room, the SL 12-6 will deliver an optimal sound output, whilst maintaining the streamline aesthetic appeal, of Artcoustic speakers.

The SL 12-6 base plate is delivering the perfect angle with a carefully calculated time aligned focal point.

Please note, that these base plates are for new updated models of the SL12-6 only, and will not fit previous versions.

NOTE!
Baseplate is only available for 12-6 SL



SAFETY INSTRUCTIONS

SAFETY:

1. Do not use this product near water.
2. Clean panel only with dry cloth.
3. Do not install near any heat sources, such as radiators, heat registers, stoves.

Refer all servicing to qualified service personnel. Servicing is required when the product has been damaged in any way, liquid has been spilled or objects have fallen into the product, the apparatus has been exposed to rain or moisture, does not operate normally or has been dropped.

WARNING:

To reduce the risk of fire and electric shock do not expose this product to rain or moisture.

1. Do not place objects filled with liquids such as vases on the product.
2. Do not open product. There are no user-serviceable parts inside.

This product complies with Part 15 of the FCC Rules. Its operation is subject to the following two conditions:

This product may not cause harmful interference,

This product must accept any interference received, including interference that may cause undesired operation.

Changes or modifications not expressly approved by the party responsible for compliance could void the user's authority to operate the equipment.

WARRANTY:

Is valid only for products purchased from an authorised Artcoustic retailer or dealer.

Is valid from the date of purchase for a period of 3 years for passive loudspeakers, one year for powered loudspeakers and electronics.

Is limited to the repair of the equipment (which could be a repair or replacement at our discretion, neither of which affects your original warranty). Neither transportation, nor any other costs, nor any risk for removal, transportation and installation of products is covered by this warranty.

Is only valid for the original owner. It is not transferable.

Will not be applicable in cases other than defects in materials and/or workmanship at the time of purchase and will not be applicable:

For deterioration of component parts, the nature of which is to become worn or depleted with use, such as batteries.

For damages caused by incorrect installation, connection or packing.

For damages caused by any use other than correct use described in the user manual, negligence, modifications, or use of parts that are not made or authorised by Artcoustic UK Ltd.

For damages caused by faulty or unsuitable ancillary equipment

For damages caused by accidents, lightning, water, fire heat, war, public disturbances or any other cause beyond the reasonable control of Artcoustic UK Ltd. And its appointed distributors.

If it is found necessary to return the product for repair, you may be given a Return Merchandise Authorisation. You should not return the product without this authorisation, if given.

To validate your warranty, you will need to produce the original sales invoice or other proof of ownership and date of purchase.